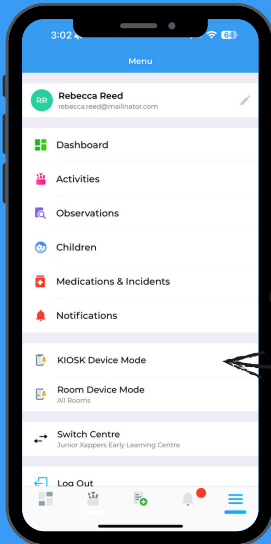


how to...

KIOSK DEVICE MODE

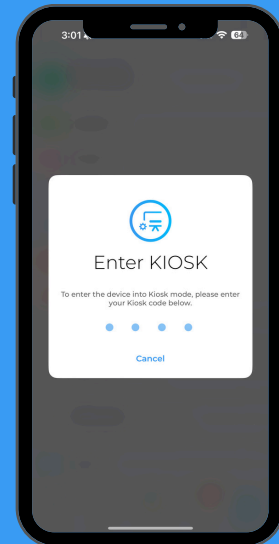
via Connect

01



From the Connect Dashboard, **Select KIOSK Device Mode**

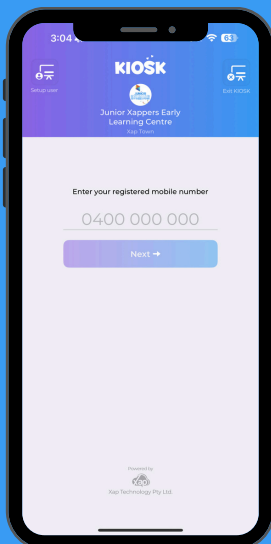
Enter your four digit Kiosk Admin Code



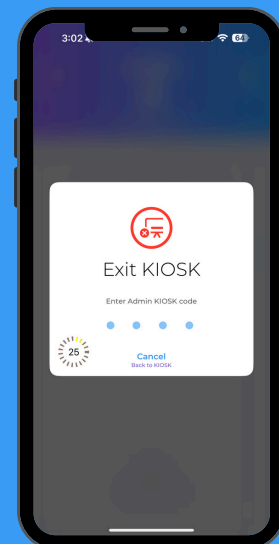
02

The Kiosk is now ready for Guardians to sign in

03



To Exit Kiosk Mode - Select **Exit Kiosk** and enter your four digit Kiosk Code



04

